

Division - Sharing

Sometimes we can use pictures to help us divide. This is called SHARING.

Here there are 6 lollipops and we are going to share them into groups of 2.



There are 3 groups, so:

$$6 \div 2 = 3$$

Share these cars into groups of 5




$$10 \div 5 = \square$$

Share these rainbows into groups of 2



$$14 \div 2 = \square$$


Share these flowers into groups of 3



$$12 \div 3 = \square$$

Use the pictures to help you do the sums.


$15 \div 5 = \underline{\hspace{2cm}}$



$16 \div 2 = \underline{\hspace{2cm}}$



$16 \div 4 =$ _____



$18 \div 6 =$ _____



$20 \div 2 =$ _____

